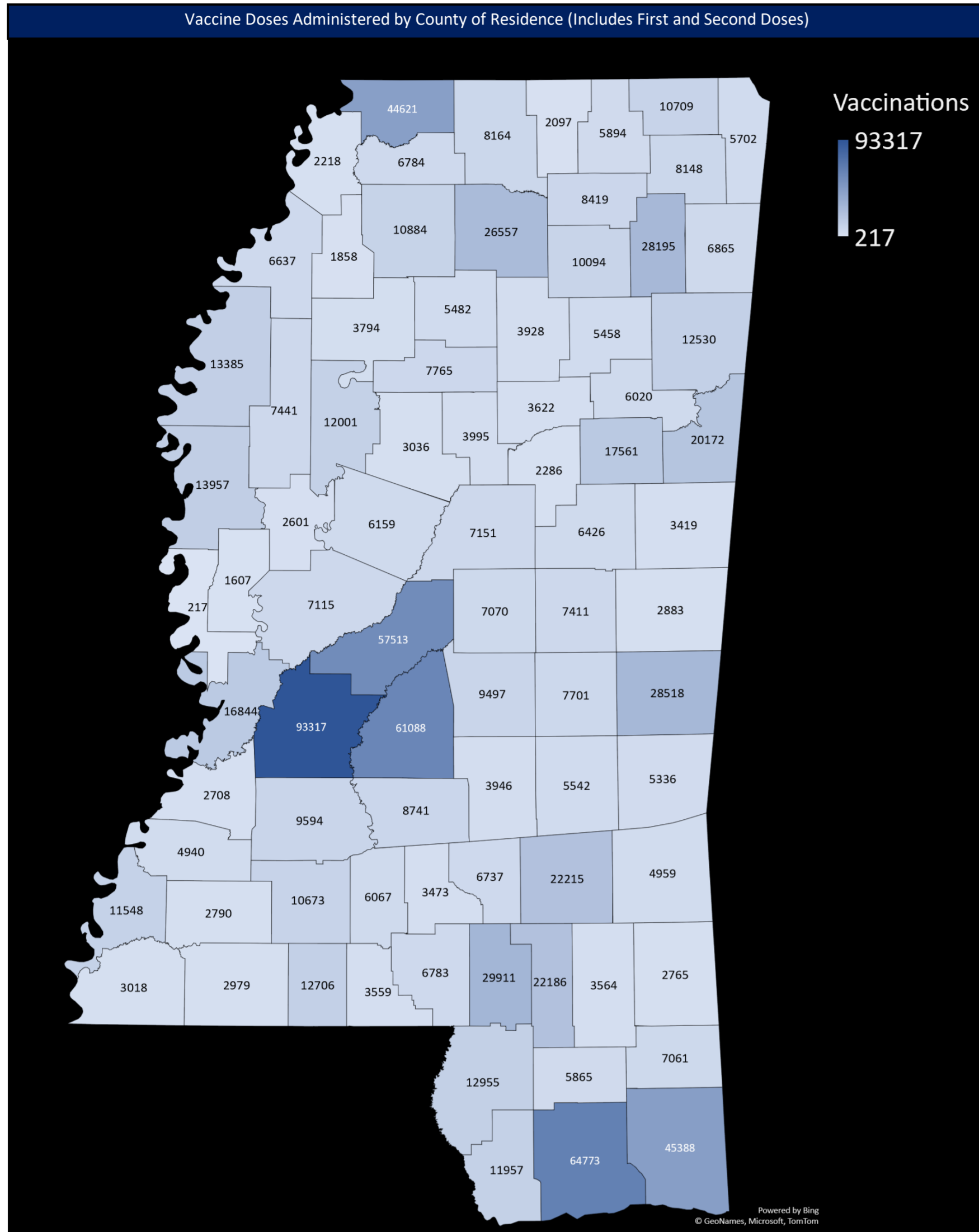


Mississippi State Department of Health COVID-19 Vaccination Reporting

Updated as of 8a.m. March 24, 2021 (Data are Provisional)

Vaccine providers administering COVID-19 vaccine are required to report the doses administered to the Mississippi Immunization Information Exchange (MIIX), the statewide immunization registry, within 24 hours after administration

Vaccine Doses Administered by County of Residence (Includes First and Second Doses)



Total Reported Vaccinations by Mississippi Providers*

Total Doses Administered	1,086,793
People Receiving at Least One Dose**	704,242
People Fully Vaccinated***	405,026

*Includes Federal Agency Doses Administered (Bureau of Prisons, Veterans Health, Indian Health Services, Dept. of Defense)
 **One dose of Pfizer/Moderna or one dose of Janssen (Johnson and Johnson) vaccine
 ***Two doses of Pfizer/Moderna or one dose of Janssen (Johnson and Johnson) vaccine

Vaccine Doses Distributed

Fed. Pharmacy Partnership LTCF (CVS/Walgreens)	88,725
Mississippi Enrolled Providers*	1,260,310
Total	1,349,035

*includes hospitals, private clinics, and MSDH drive through clinics

Vaccine Doses Administered by Facility

Facility	First Dose	Second Dose
Hospital	111,362	84,356
Fed. Pharmacy Partnership LTCF (CVS/Walgreens)	40,540	23,538
MSDH/Drive Throughs	307,575	171,299
Clinics	160,160	73,841
Pharmacies	52,735	13,011

Federal Agency COVID-19 Vaccine Administration

Facility	First Dose	Second Dose
Bureau of Prisons	1,012	376
Veterans Health	18,862	11,326
Indian Health Service	1,976	1,132
Dept. of Defense	10,020	3,672

Vaccine Doses Administered by Race*

Race	Received at Least One Dose**	Fully Vaccinated***	Vaccinations	% of Total Doses Administered
White	388,355	247,118	623,159	63%
Black	200,314	93,907	286,396	29%
Asian	10,167	5,026	14,865	1%
AIAN****	937	453	1,355	0%
Pacific Islander	456	236	676	0%
Multi-racial	88	53	139	0%
Other	42,405	24,528	65,663	7%

*Those with unknown race are excluded
 **One dose of Pfizer/Moderna or one dose of Janssen (Johnson and Johnson) vaccine
 ***Second dose of Pfizer/Moderna or one dose of Janssen (Johnson and Johnson) vaccine
 ****American Indian and Alaskan Native

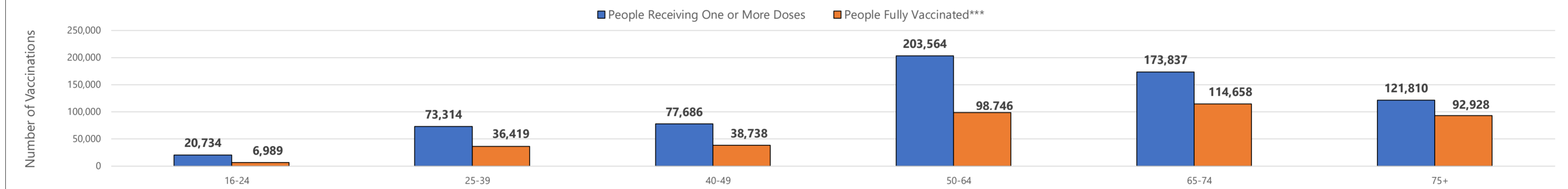
Vaccine Doses Administered by Ethnicity

Ethnicity	Received at Least One Dose*	Fully Vaccinated**	Vaccinations	% of Total Doses Administered
Not Hispanic	600,942	351,589	932,682	90%
Hispanic	9,823	3,990	13,329	1%
Unknown	61,614	32,916	92,413	9%

*One dose of Pfizer/Moderna or one dose of Janssen (Johnson and Johnson) vaccine
 **Second dose of Pfizer/Moderna or one dose of Janssen (Johnson and Johnson) vaccine

Age Group

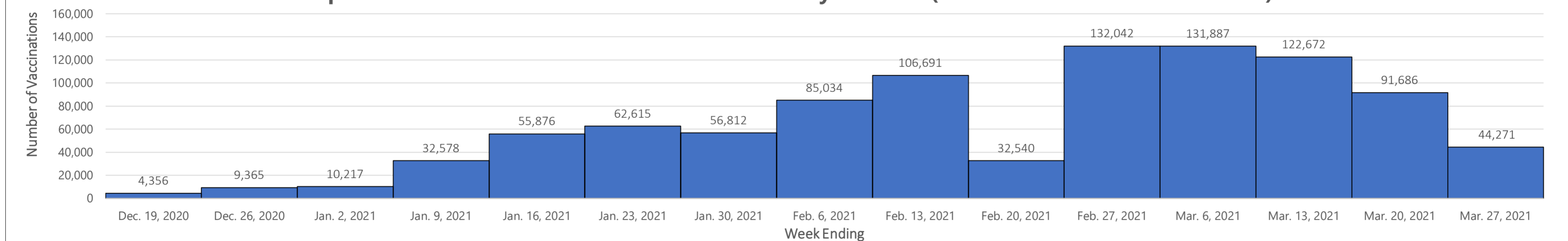
Reported People Receiving One or More Doses and People Fully Vaccinated by Age Group**



**Those with unknown ages are excluded
 ***Two doses of Pfizer/Moderna or one dose of Janssen (Johnson and Johnson) vaccine

Weekly Overall Totals

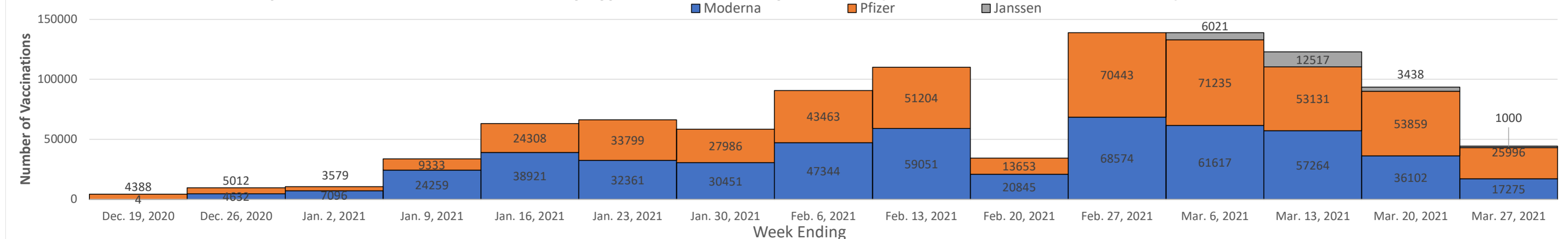
Reported COVID-19 Vaccine Doses Administered by Week*** (Includes First and Second Doses)



***Those with unknown week of vaccine administration are excluded

Weekly Dose Totals

Reported COVID-19 Vaccine Doses by Type Administered by Week*** (Includes First and Second Doses)



***Those with unknown week of vaccine administration are excluded

Vaccine Doses Administered by County of Residence (Updated as of 8am 3/24/2021)*

County of Residence	People Receiving at least One Dose**	% of Total Pop. Receiving at least One Dose	People Fully Vaccinated***	% of Total Pop. Fully Vaccinated	Total Doses Administered
Adams	7739	25%	4100	13%	11548
Alcorn	7016	19%	3737	10%	10709
Amite	2081	17%	1022	8%	2979
Attala	4557	25%	2657	15%	7151
Benton	1444	17%	700	8%	2097
Bolivar	9070	30%	4571	15%	13385
Calhoun	2604	18%	1379	10%	3928
Carroll	1943	20%	1107	11%	3036
Chickasaw	3651	21%	2006	12%	5458
Choctaw	1527	19%	845	10%	2286
Claiborne	1941	22%	863	10%	2708
Clarke	3537	23%	1983	13%	5336
Clay	3917	20%	2536	13%	6020
Coahoma	4588	21%	2108	10%	6637
Copiah	6661	24%	3192	11%	9594
Covington	4250	23%	2703	15%	6737
Desoto	29645	16%	15765	9%	44621
Forrest	13471	18%	8868	12%	22186
Franklin	1884	24%	985	13%	2790
George	4103	17%	2976	12%	7061
Greene	1634	12%	1167	9%	2765
Grenada	4911	24%	2900	14%	7765
Hancock	7839	16%	4439	9%	11957
Harrison	41830	20%	23876	11%	64773
Hinds	60956	26%	34452	15%	93317
Holmes	4209	25%	2094	12%	6159
Humphreys	1848	23%	815	10%	2601
Issaquena	165	12%	58	4%	217
Itawamba	4386	19%	2557	11%	6865
Jackson	29072	20%	16694	12%	45388
Jasper	3450	21%	2228	14%	5542
Jefferson	3409	49%	1705	24%	4940
Jefferson Davis	2243	20%	1397	13%	3473
Jones	13528	20%	9199	14%	22215
Kemper	1830	19%	1130	12%	2883
Lafayette	16951	31%	9951	18%	26557
Lamar	17674	28%	12563	20%	29911
Lauderdale	17931	24%	11439	15%	28518
Lawrence	3720	30%	2413	19%	6067
Leake	4442	19%	2734	12%	7070
Lee	17713	21%	10846	13%	28195
Leflore	8210	29%	3841	14%	12001
Lincoln	6637	19%	4111	12%	10673
Lowndes	12325	21%	8539	15%	20172
Madison	35828	34%	22987	22%	57513
Marion	4317	18%	2733	11%	6783
Marshall	5697	16%	2768	8%	8164
Monroe	7921	22%	5004	14%	12530
Montgomery	2625	27%	1407	14%	3995
Neshoba	4429	15%	3014	10%	7411
Newton	4887	23%	2944	14%	7701
Noxubee	2452	24%	1308	13%	3419
Oktibbeha	11495	23%	6657	13%	17561
Panola	7087	21%	3999	12%	10884
Pearl River	8520	15%	4830	9%	12955
Perry	2230	19%	1482	12%	3564
Pike	8662	22%	4399	11%	12706
Pontotoc	6444	20%	3898	12%	10094
Prentiss	5421	22%	2835	11%	8148
Quitman	1349	20%	551	8%	1858
Rankin	38360	25%	24068	16%	61088
Scott	5833	21%	3947	14%	9497
Sharkey	1122	26%	494	11%	1607
Simpson	5615	21%	3494	13%	8741
Smith	2433	15%	1611	10%	3946
Stone	3615	20%	2380	13%	5865
Sunflower	5205	21%	2399	10%	7441
Tallahatchie	2664	19%	1180	9%	3794
Tate	4634	16%	2452	9%	6784
Tippah	3975	18%	2047	9%	5894
Tishomingo	3850	20%	2008	10%	5702
Tunica	1517	16%	833	9%	2218
Union	5444	19%	3089	11%	8419
Walthall	2361	17%	1279	9%	3559
Warren	11506	25%	5609	12%	16844
Washington	10022	23%	4646	11%	13957
Wayne	3230	16%	1970	10%	4959
Webster	2334	24%	1373	14%	3622
Wilkinson	2177	25%	918	11%	3018
Winston	4163	23%	2338	13%	6426
Yalobusha	3618	30%	1968	16%	5482
Yazoo	4797	16%	2483	8%	7115
Total	650381	20%	378653	11%	1007555

*Those with unknown county of residence are excluded

**One dose of Pfizer/Moderna or one dose of Janssen (Johnson and Johnson) vaccine

***Second dose of Pfizer/Moderna or one dose of Janssen (Johnson and Johnson) vaccine